

4

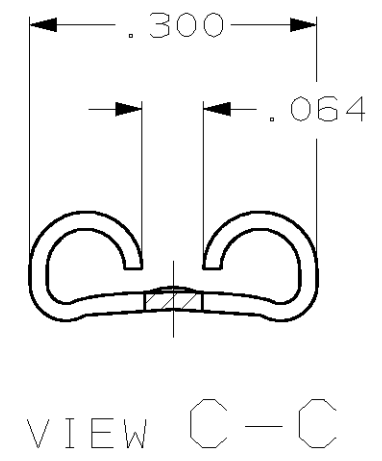
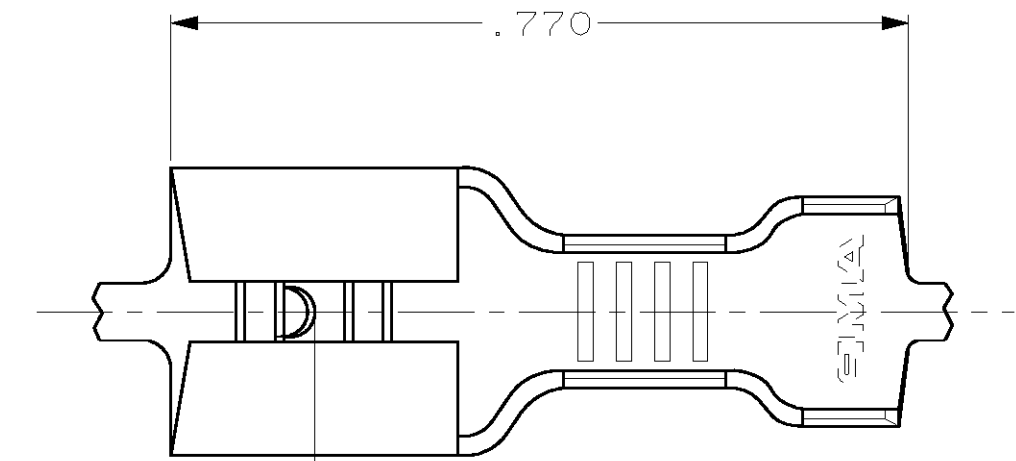
3

2

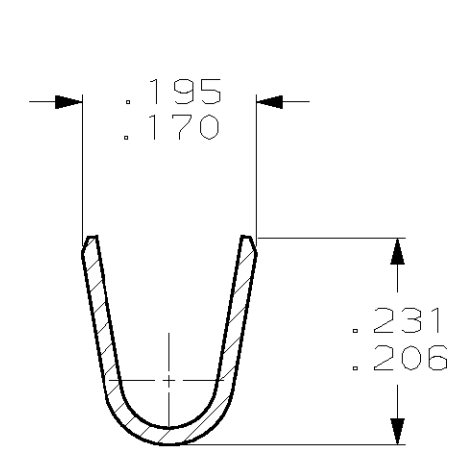
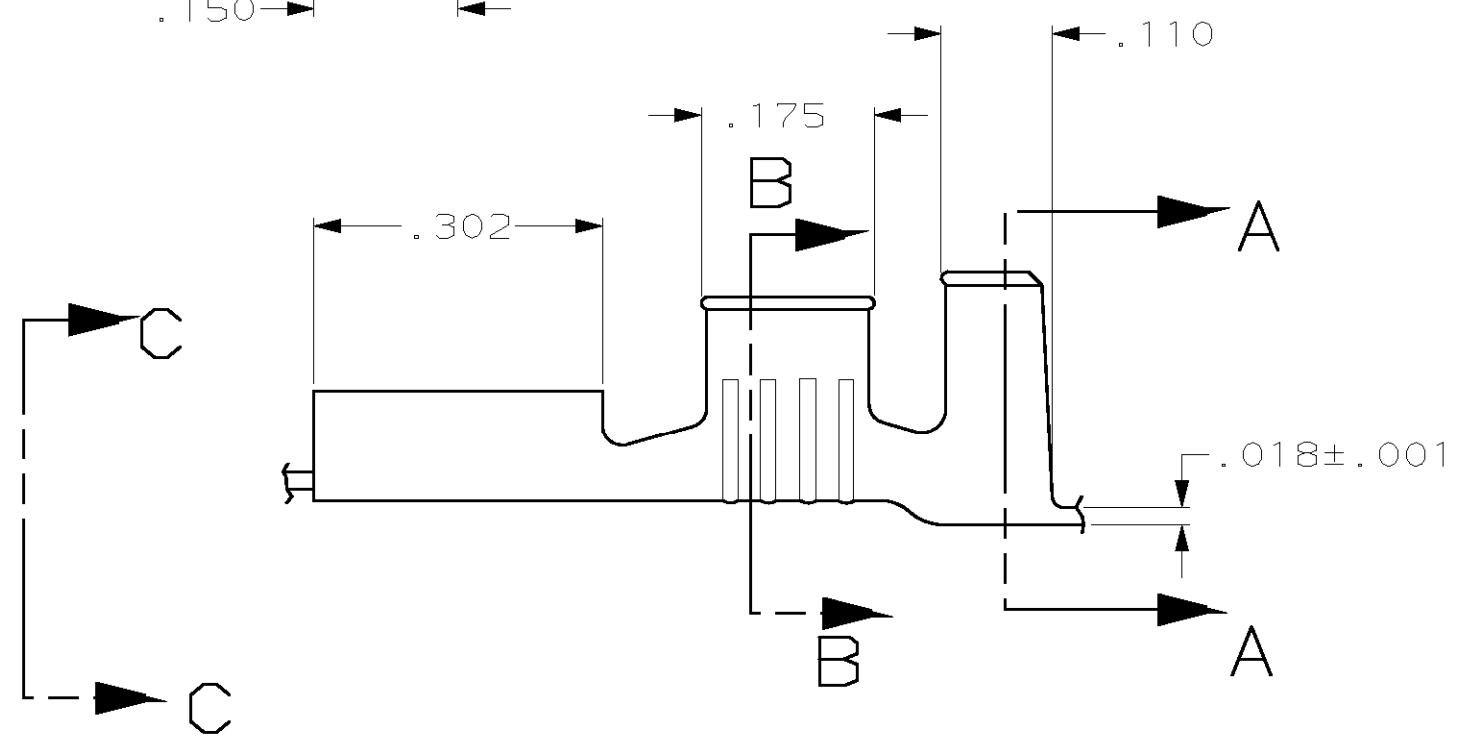
1

THIS DRAWING IS UNPUBLISHED. RELEASED FOR PUBLICATION, 19 .  
 © COPYRIGHT 19 BY AMP INCORPORATED. ALL RIGHTS RESERVED.

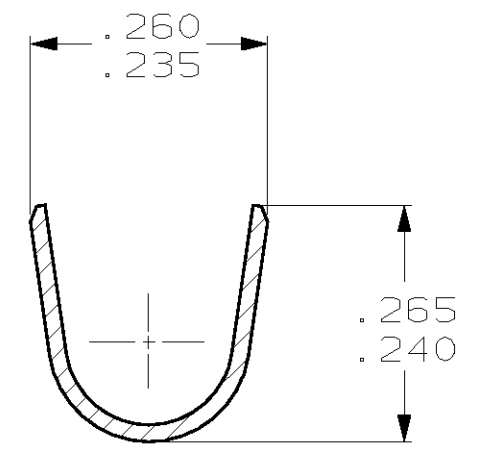
LOC	DIST	REVISIONS			
P	LTR	DESCRIPTION	DATE	DWN	APVD
AF	50	J	ADDED -1 PER OG3A-0079-00	08FEB00	JR PD



- 1 CONTINUOUS STRIP ON REELS.
- 2 MATING TAB THK TO BE  $.032 \pm .001$ .
- 3 WIRE SIZE IS #12-#10 AWG.
- 4 INSULATION RANGE IS  $.150-.200$  DIA.
- 5 PRELIMINARY - NOT FOR PRODUCTION



SECTION B-B



SECTION A-A

FINISH	MATERIAL	PART NO.
.000150 MIN NICKEL	H04 C.R. STEEL	5 62428-4
.000080 MIN TIN	H03 PH05 BRONZE	62428-3
.000080 MIN TIN	H04 BRASS	62428-2
-	H04 BRASS	5 62428-1

THIS DRAWING IS A CONTROLLED DOCUMENT.		DWN JR RUTH 9/12/96	AMP Incorporated Harrisburg, PA 17105-3608	
DIMENSIONS: INCHES		CHK MS FEHER 9/12/96		
TOLERANCES UNLESS OTHERWISE SPECIFIED:		APVD J HUZVAR 9/12/96	NAME RECEPTACLE, FASTON, .250 SERIES	
0 PLC ±- 1 PLC ±- 2 PLC ±- 3 PLC ±.015 4 PLC ±- ANGLES ±-		PRODUCT SPEC -	DRAWING NO A3 00779 C-62428	
MATERIAL SEE TABLE		APPLICATION SPEC -	SIZE A3	CAGE CODE 00779
FINISH SEE TABLE		WEIGHT -	DRAWING NO C-62428	
CUSTOMER DRAWING			SCALE 5:1	SHEET 1 OF 1
			REV J	